

# Nebraska's Access College Early (ACE) Program

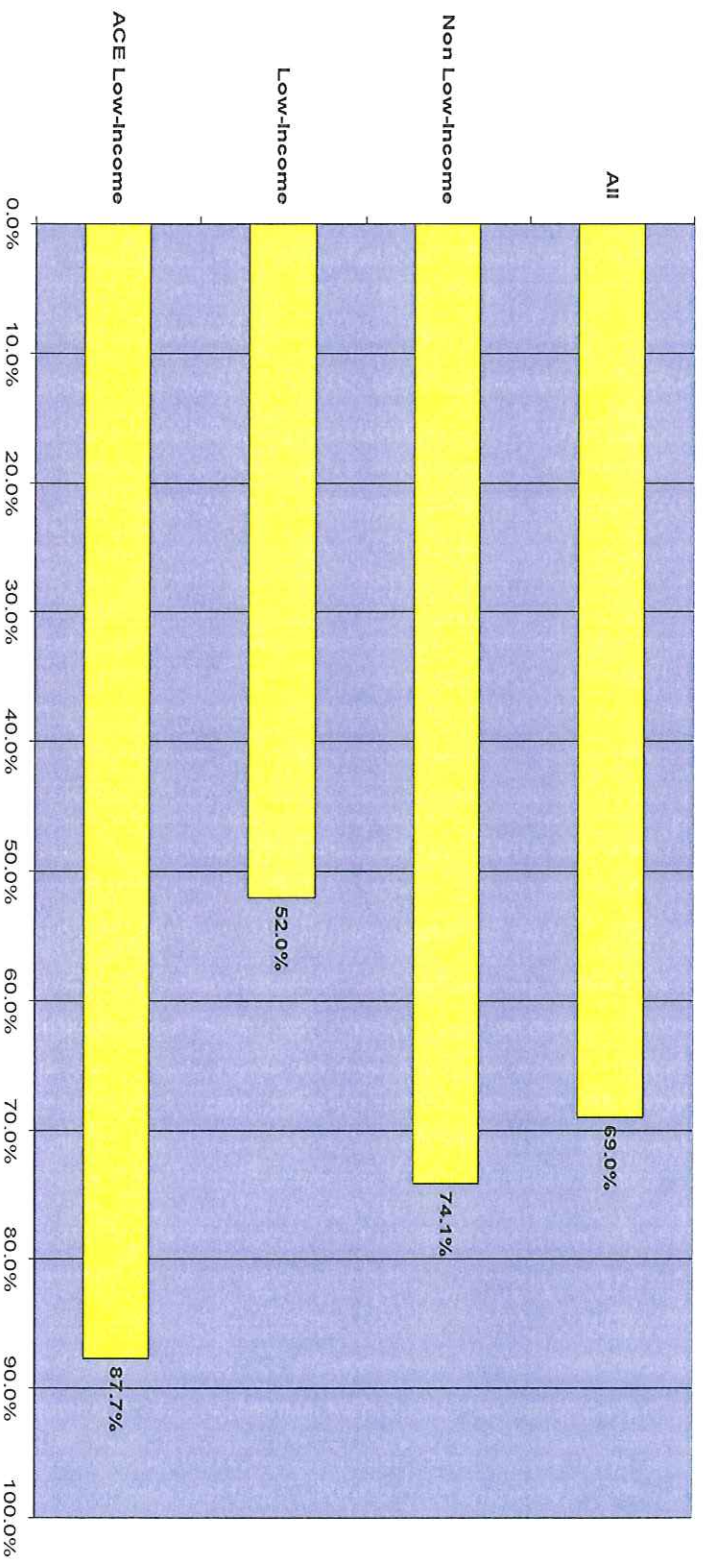
## (Dual Enrollment/Dual Credit Scholarship Program)

- Available to Low-income high school students to take college courses while still in high school.
- ACE students enroll in college at significantly higher rates than other Nebraska high school graduates
  - ACE College-going rate
    - 2007-08 87.4%
    - 2008-09 80.6%
  - Nebraska College-going rate
    - 2007-08 69.0%
    - 2008-09 70.1%
  - Low-income College-going rate
    - 2007-08 52.0%
    - 2008-09 53.8%
  - Non low-income College-going rate
    - 2007-08 74.1%
    - 2008-09 75.5%
- ACE Male students enroll in college at almost the same rate as ACE females. This is contrary to gender enrollment rate of other Nebraska high school graduates.
  - ACE College-going rate
    - Males
      - 2007-08 87.8%
      - 2008-09 79.2%
    - Females
      - 2007-08 87.2%
      - 2008-09 81.1%
  - Nebraska College-going rate
    - Males
      - 2007-08 66.1%
      - 2008-09 66.6%
    - Females
      - 2007-08 71.9%
      - 2008-09 73.6%
  - Low-income College-going rate
    - Males
      - 2007-08 48.7%
      - 2008-09 48.6%
    - Females
      - 2007-08 55.0%
      - 2008-09 58.5%
  - Non Low-income College-going rate
    - Males
      - 2007-08 70.9%
      - 2008-09 72.3%
    - Females
      - 2007-08 77.3%
      - 2008-09 78.8%

# Findings

More Access College Early (ACE) dual enrollment students  
Enroll in college than all Nebraska low-income high school graduates

2007-2008 Nebraska High School College Going Rates



# Findings

## Gender

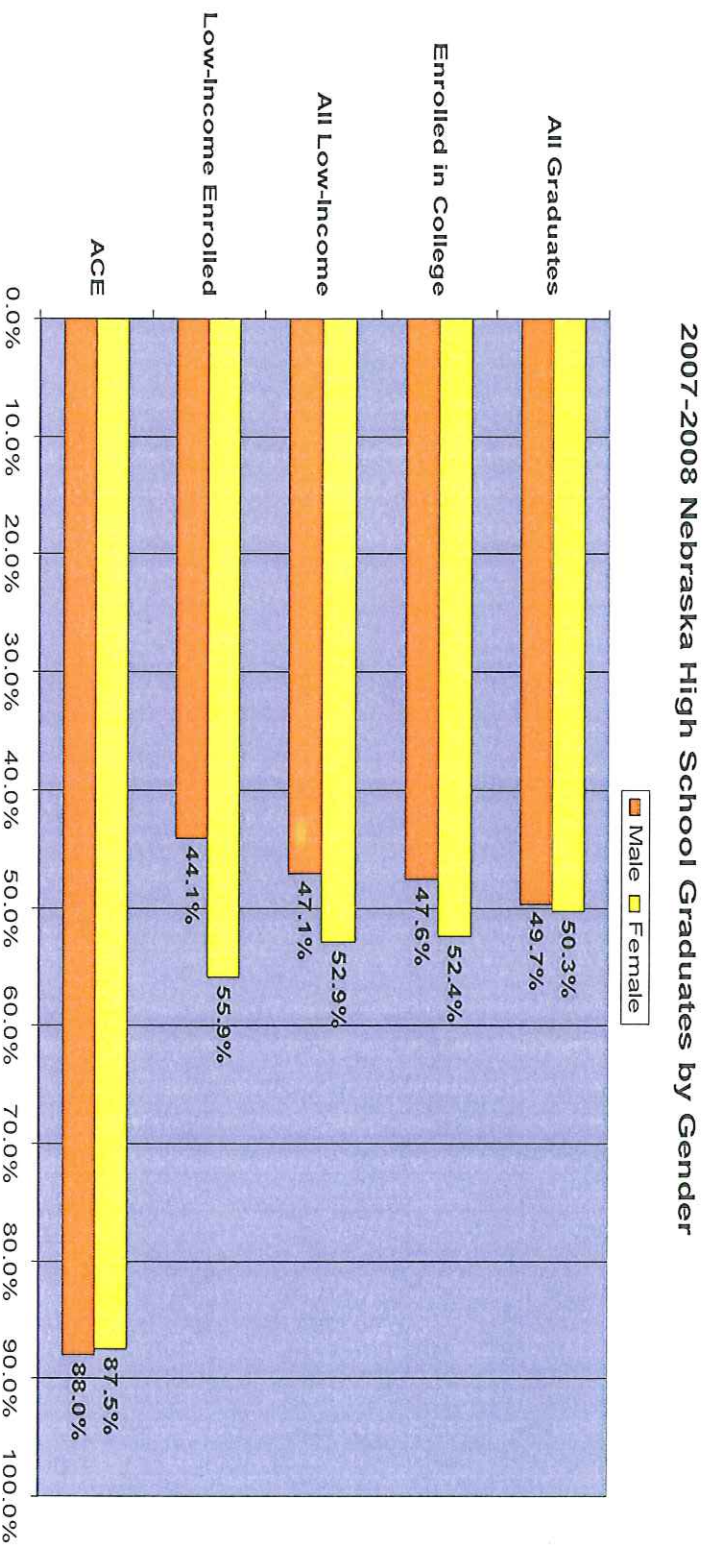
ACE low-income male high school graduates enrolled in college at the same rate as low-income females.

### ACE Low-Income Students

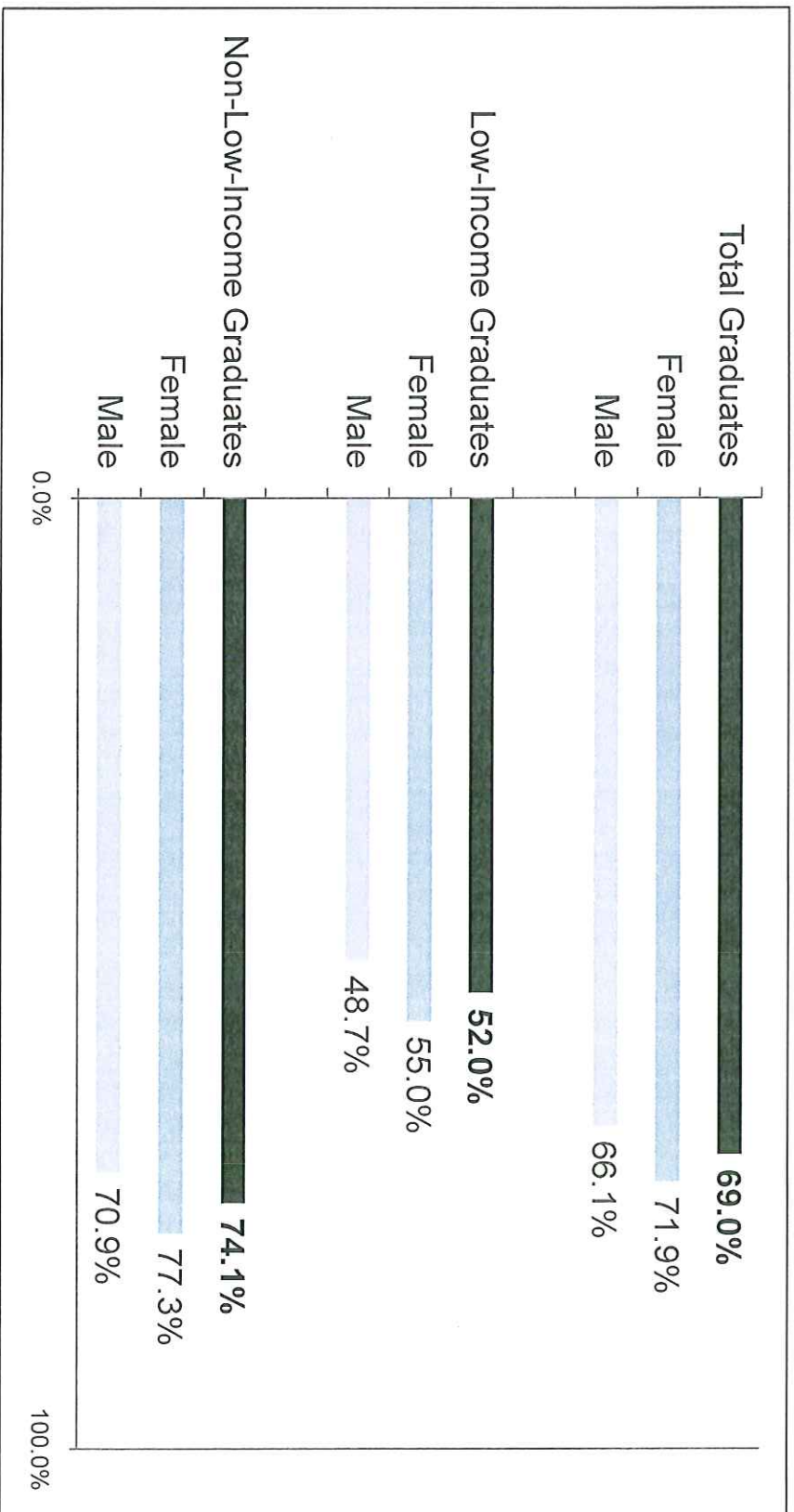
- Rate of males enrolling in college 88.0%
- Rate of females enrolling in college 87.6%

# Findings

ACE low-income males enroll in college at higher rates than all 2007-08 low-income male high school graduates



# College Continuation Rates for 2007–2008 Nebraska Public High School Graduates by Student Income Status and Gender




Data: Nebraska Department of Education and the National Student Clearinghouse, April 7, 2009.

March 31, 2010

Nebraska's Coordinating Commission for Postsecondary Education

# College Continuation Rates for 2008–2009 Nebraska Public High School Graduates by Student Income Status and Gender

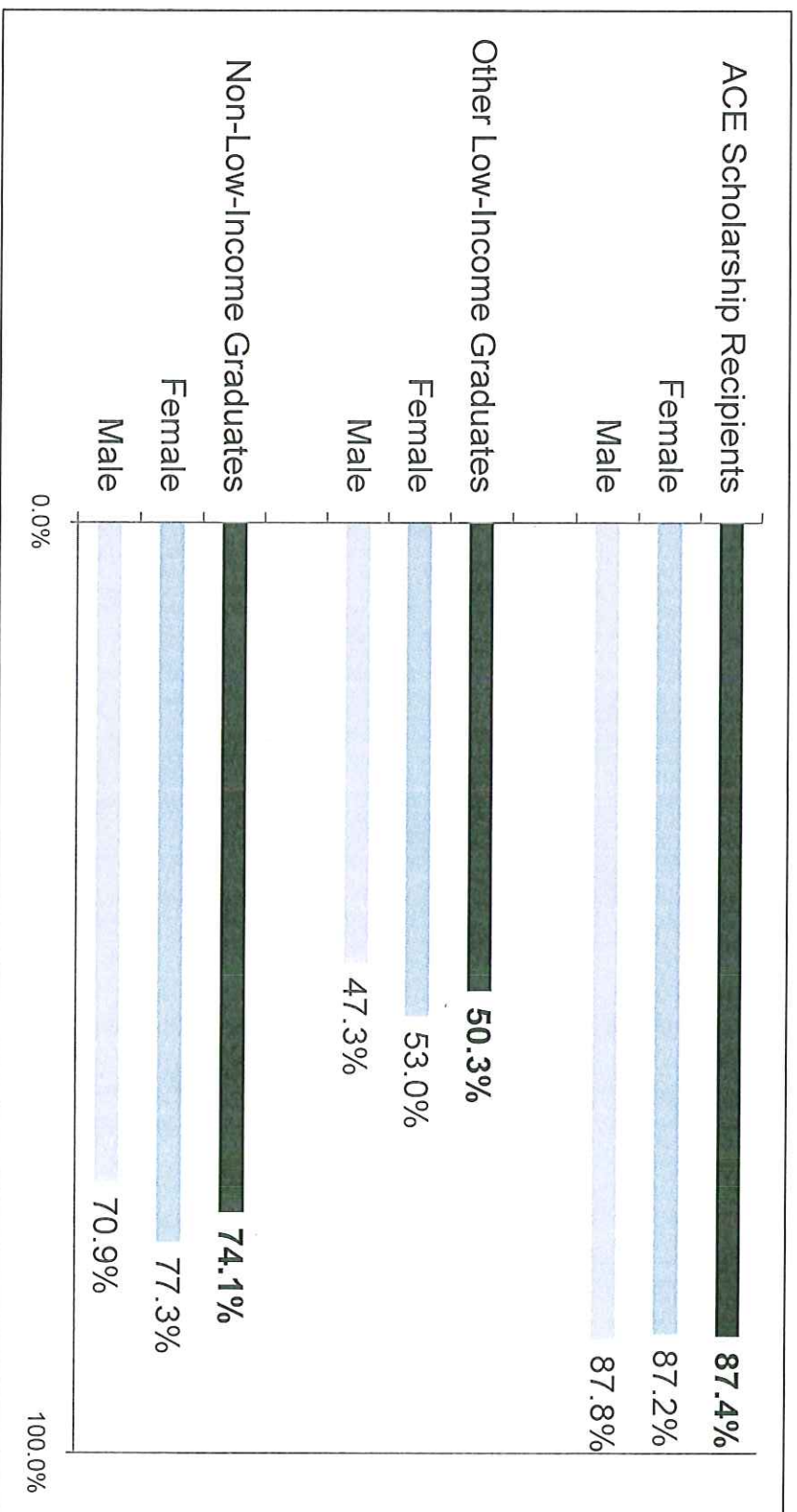


Data: Nebraska Department of Education and the National Student Clearinghouse, April 27, 2010.

March 31, 2010

Nebraska's Coordinating Commission for Postsecondary Education

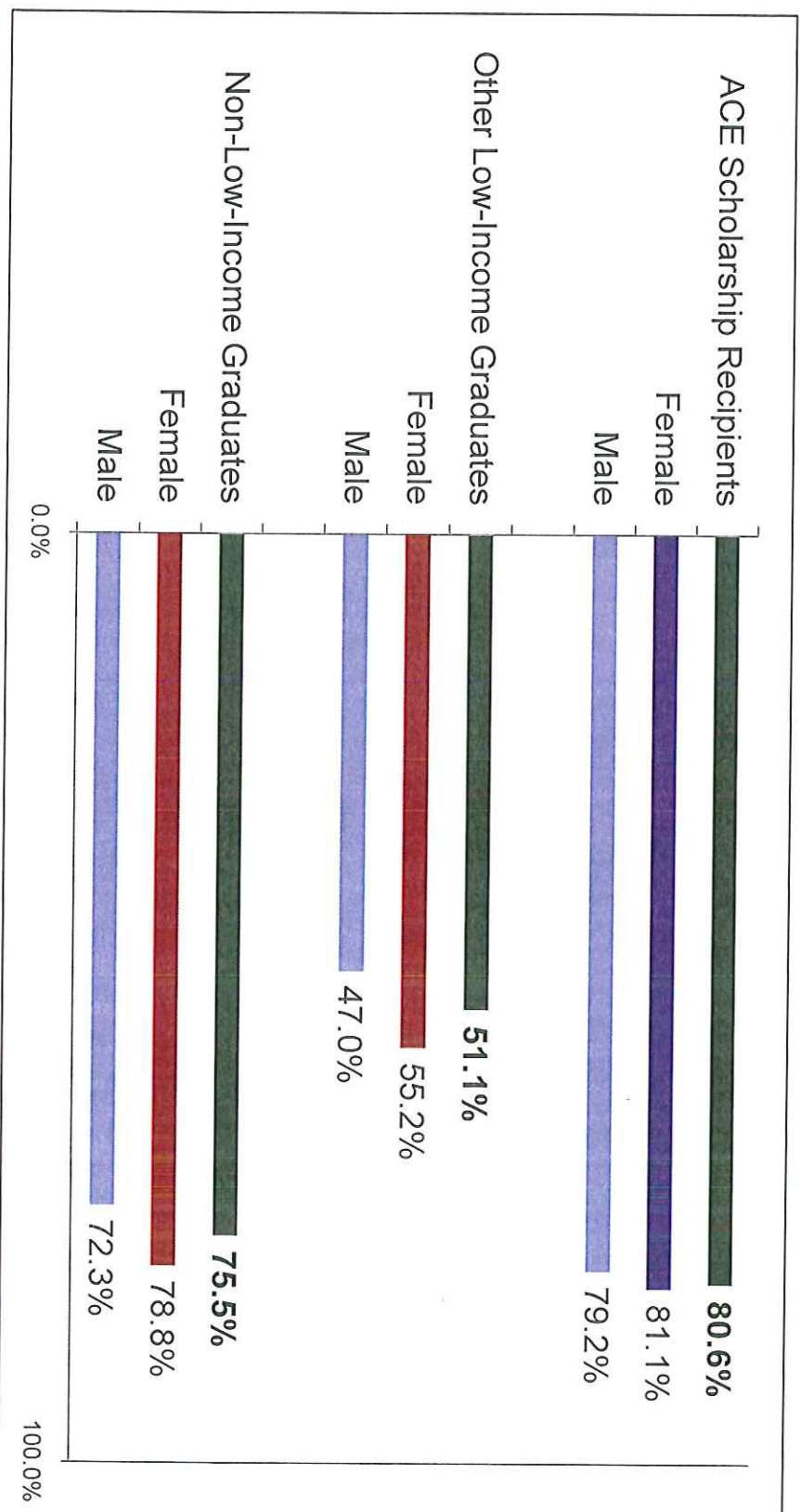
# College Continuation Rates for 220 ACE Scholarship Recipients and Other 2007–2008 Nebraska Public High School Graduates by Student Income Status and Gender



Data: Nebraska Department of Education and the National Student Clearinghouse, July 15, 2009.  
March 31, 2010

Nebraska's Coordinating Commission for Postsecondary Education

# College Continuation Rates for 438 ACE Scholarship Recipients and Other 2008–2009 Nebraska Public High School Graduates by Student Income Status and Gender



Data: Nebraska Department of Education and the National Student Clearinghouse, April 27, 2010.  
March 31, 2010

Nebraska's Coordinating Commission for Postsecondary Education